


SEML FBLSL Growth Fund
Statement of Financial Position (Un-Audited)
As at December 31, 2021

Particulars	Notes	Amount in Taka	
		31-Dec-21	30-Jun-21
ASSETS			
Investment at Fair Value	1.00	342,139,661	419,227,152
Dividend Receivable	2.00	3,491,888	985,987
Interest Receivable	3.00	11,267,054	5,712,227
Advance, Deposit & Prepayments	4.00	1,831,147	2,734,885
Receivable From Brokerages	5.00	1,011,114	241,678
Cash & Cash Equivalents	6.00	485,256,337	482,388,037
		844,997,200	911,289,967
LIABILITIES			
Liabilities for Expenses	7.00	6,664,451	6,537,300
Unclaimed Dividend		1,075,672	171,884
		7,740,124	6,709,184
Net Assets		837,257,076	904,580,783
OWNERS' EQUITY			
Capital Fund	8.00	729,445,000	729,445,000
Unrealized Gain		13,529,555	22,384,080
Retained Earnings		94,282,521	152,751,702
		837,257,076	904,580,783
Net Assets Value (NAV)	9.00		
At Fair Value		837,257,076	904,580,783
At Cost		823,727,521	882,196,702
Net Assets Value (NAV) per unit			
At Fair Value		11.48	12.40
At Cost		11.29	12.09

For and on behalf of SEML FBLSL Growth Fund




Member, Trustee
Bangladesh General Insurance Co. Ltd



Managing Director & CEO
Asset Manager
Strategic Equity Management Ltd



Member, Trustee
Bangladesh General Insurance Co. Ltd



Chief Operating Officer
Asset Manager
Strategic Equity Management Ltd


Date: 31 January 2022
Dhaka, Bangladesh




SEML FBLSL Growth Fund
Statement of Profit or Loss Account & Other Comprehensive Income (Un-Audited)
For the period from July 01,2021 to December 31,2021


Particulars	Notes	Amount in Taka			
		July 01,2021 to Dec 31,2021	July 01,2020 to Dec 31,2020	Oct 01,2021 to Dec 31,2021	Oct 01,2020 to Dec 31,2020
INCOME					
Financial Income	10.00	15,092,991	24,516,084	6,778,690	11,895,815
Net Income on Sale of Securities		37,837,999	9,072,838	19,992,821	3,180,184
Dividend Income		6,547,745	4,050,310	4,804,412	2,160,650
		59,478,735	37,639,232	31,575,923	17,236,649
EXPENSES					
Management Fee	11.00	6,406,201	5,982,985	3,122,586	3,011,282
Annual Listing Fee	12.00	366,716	366,716	182,856	183,358
BSEC Annual Fees		453,201	381,019	226,600	190,509
CDBL Annual Fees		53,436	53,290	26,718	26,645
Audit Fee		25,000	25,000	25,000	25,000
Trustee Fee	13.00	449,506	377,913	224,753	188,956
Custodian Fees	14.00	357,800	74,507	155,589	40,371
CDBL Charges	15.00	53,784	29,137	37,690	15,247
Bank Charges		170,953	98,580	88,688	98,520
Printing and Publication Expense		65,000	64,263	65,000	60,000
IPO Application Fees -DSE		18,000	27,000	15,000	19,000
Other Operating Expenses	16.00	111,570	123,136	111,120	123,136
		8,531,167	7,603,544	4,281,600	3,982,024
Profit before provision for the period		50,947,568	30,035,687	27,294,323	13,254,625
(Provision)/Write back against investments	17.00	-	43,325,157	-	17,895,614
Net profit for the period		50,947,568	73,360,844	27,294,323	31,150,239
Earnings per unit (EPU)	18.00	0.70	1.01	0.37	0.43

For and on behalf of SEML FBLSL Growth Fund


Member, Trustee
Bangladesh General Insurance Co. Ltd


Managing Director & CEO
Asset Manager
Strategic Equity Management Ltd


Member, Trustee
Bangladesh General Insurance Co. Ltd


Chief Operating Officer
Asset Manager
Strategic Equity Management Ltd

Date: 31 January 2022
Dhaka, Banagladesh



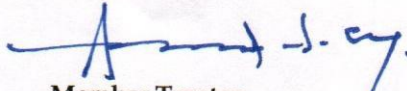
SEML FBLSL Growth Fund
Statement of Changes in Equity (Un-Audited)
For the period ended on December 31,2021


Particulars	Amount in Taka			
	Capital Fund	Unrealized Gain	Retained Earnings	Total Equity
Opening balance 01 July 2021	729,445,000	22,384,080	152,751,702	904,580,783
Net Profit during the period	-	-	50,947,568	50,947,568
Unrealized Gain (Note: 17.00)	-	(8,854,525)	-	(8,854,525)
Dividend Paid			(109,416,750)	(109,416,750)
Balance as at December 31, 2021	729,445,000	13,529,555	94,282,521	837,257,076

SEML FBLSL Growth Fund
Statement of Changes in Equity (Un-Audited)
For the period ended on December 31,2020


Particulars	Amount in Taka			
	Capital Fund	Unrealized Gain	Retained Earnings	Total Equity
Opening balance 01 July 2020	729,445,000	-	34,441,036	763,886,036
Net Profit during the period	-	-	73,360,844	73,360,844
Unrealized Gain	-	7,004,256	-	7,004,256
Dividend Paid			(18,236,125)	(18,236,125)
Balance as at December 31, 2020	729,445,000	7,004,256	89,565,755	826,015,010

For and on behalf of SEML FBLSL Growth Fund


Member, Trustee
Bangladesh General Insurance Co. Ltd


Member, Trustee
Bangladesh General Insurance Co. Ltd


Managing Director & CEO
Asset Manager
Strategic Equity Management Ltd


Chief Operating Officer
Asset Manager
Strategic Equity Management Ltd


Date: 31 January 2022
Dhaka, Banagladesh





SEML FBLSL Growth Fund
Statement of Cash Flows
For the period from July 01,2021 to December 31,2021


Particulars	Amount in Taka	
	July 01,2021 to Dec 31,2021	July 01,2020 to Dec 31,2020
A. Cash Flows from Operating Activities:		
Financial Income	9,538,164	13,105,981
Net Profit on Sale of Securities	37,837,999	9,072,838
Income from Dividend	4,041,844	2,986,564
Advances, Deposits & Prepayments	903,739	765,632
Receivable From Brokerages	(769,436)	(2,597,513)
Operating Expenses	(8,404,016)	(7,445,433)
Net Cash from Operating Activities	43,148,294	15,888,069
B. Cash Flows from Investing Activities:		
Net Investment	68,232,967	(184,712,300)
Net Cash Used in Investing Activities	68,232,967	(184,712,300)
C. Cash Flows from Financing Activities		
Capital Fund	-	-
Dividend Paid	(108,512,961)	(15,940,756)
Net Cash from Financing Activities (C)	(108,512,961)	(15,940,756)
Net Increase/(Decrease) in Cash & Cash Equivalents (D = A+B+C)	2,868,299	(184,764,987)
Opening Cash & Cash Equivalents (E)	482,388,037	654,294,832
Closing Cash & Cash Equivalents (F = D+E)	485,256,336	469,529,845
Net Operating Cash Flow Per Unit (NOCFPU)	0.59	0.22

For and on behalf of SEML FBLSL Growth Fund


Member, Trustee
Bangladesh General Insurance Co. Ltd


Member, Trustee
Bangladesh General Insurance Co. Ltd


Managing Director & CEO
Asset Manager
Strategic Equity Management Ltd


Chief Operating Officer
Asset Manager
Strategic Equity Management Ltd

Date: 31 January 2022
Dhaka, Bangladesh

